



### District Report Card: 2017


<b>State:</b> Gujarat	<b>District:</b> Morbi
<b>Class:</b> 5	<b>Subject:</b> Language
<b>Schools:</b> 61	<b>Students:</b> 1339


### Participation/Coverage


#### Students

<b>GENDER</b> 	Boys		Girls	
	Number	%	Number	%
	609	45.48	730	54.52

<b>AREA</b> 	Rural		Urban	
	Number	%	Number	%
	1082	80.81	257	19.19

<b>CATEGORY</b> 	SC		ST		OBC		GEN	
	Number	%	Number	%	Number	%	Number	%
	75	5.60	70	5.23	1039	77.60	155	11.58

<b>CWSN</b> 	LD	VI	HI	S&LD	ID	Oth
	5	1	1	0	3	3

<b>Management</b> 	Government		Government-aided	
	Number	%	Number	%
	1339	100.00	0	0.00

### Average Performance of Students in Language (%)

Overall	Gender		Area		Management		Social Group			
	Male	Female	Rural	Urban	Govt.	Aided	SC	ST	OBC	GEN
56.81	57.20	56.48	57.79	52.66	56.81	0.00	54.31	54.48	57.47	54.62

### Performance on Learning Outcomes (LOs)

Learning Outcomes	Description	Average Performance(%)
L504	Reads and comprehends independently storybooks, news items/ headlines, advertisements etc.	55.74
L508	Reads text with comprehension, locates details and sequence of events	57.34

Range of Performance of Students who Answered Correctly							
Below 30%		30% - 50%		50% - 75%		Above 75%	
Number	%	Number	%	Number	%	Number	%
170	12.70	361	26.96	522	38.98	286	21.36

### Lowest Performing Learning Outcomes (LOs)

- 1 - Reads and comprehends independently storybooks, news items/ headlines, advertisements etc. (55.74)
- 2 - Reads text with comprehension, locates details and sequence of events (57.34)